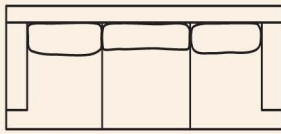
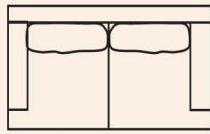


SCHEMATICS

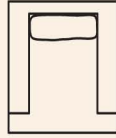
Available Individual Units



1100S Sofa
(available 2 or 3 cushions)
Inside Seat Width: 68"
L 82" D 37" H 35"
2-17" Toss Pillows
Also available as a:
1100Q Queen Sleeper Sofa



1100L Loveseat
(two cushions)
Inside Seat Width: 45"
L 60" D 37" H 35"
2-17" Toss Pillows



1100C Chair
Inside Seat
Width: 20.5"
L 35" D 37" H 35"
Swivel 1100SW
Swivel Rocker 1100SR



1100O**
Ottoman
L 26" D 18" H 19"

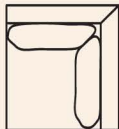
All Pieces:*

Inside Seat 20"H x 21"D
Arm Height: 24"
Hard Edge Construction

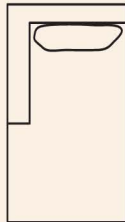
Available Sectional Units



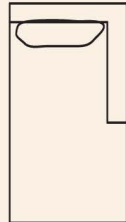
1100AC
Armless Chair
L 23" D 37" H 35"



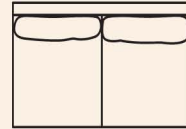
1100CC
Corner Chair
L 37" D 37" H 35"



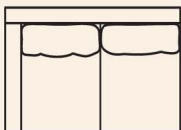
1100LAZ
Left Arm
Facing Chaise
L 32" D 64" H 35"
1-17" Toss Pillow



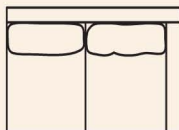
1100RAZ
Right Arm
Facing Chaise
L 32" D 64" H 35"
1-17" Toss Pillow



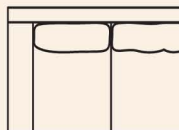
1100AL
Armless Loveseat
L 48" D 37" H 35"



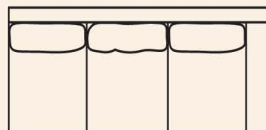
1100LL
Left Arm
Facing Loveseat
L 53" D 37" H 35"
1-17" Toss Pillow



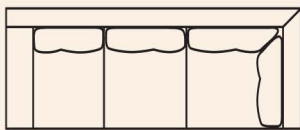
1100RL
Right Arm
Facing Loveseat
L 53" D 37" H 35"
1-17" Toss Pillow



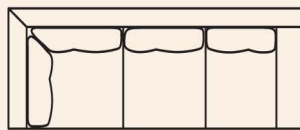
1100LS
Left Arm Facing Sofa
L 78" D 37" H 35"
1-17" Toss Pillow
Also available as a:
1100LQ
Queen Sleeper Sofa
(three cushions)



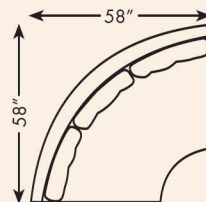
1100RS
Right Arm Facing Sofa
L 78" D 37" H 35"
1-17" Toss Pillow
Also available as a:
1100RQ
Queen Sleeper Sofa
(three cushions)



1100LCS
Left Arm Facing Corner Sofa
L 87" D 37" H 35"
2-17" Toss Pillows

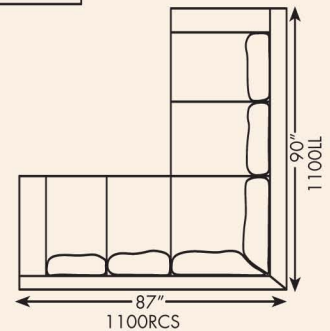
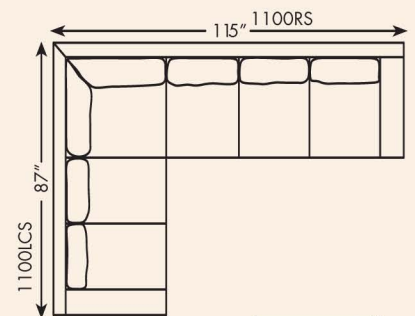
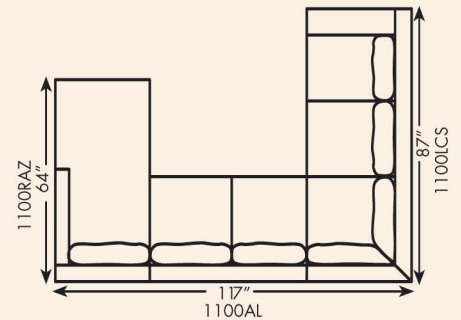
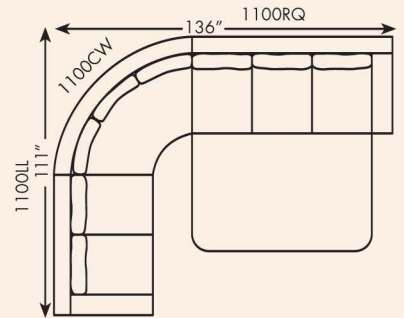


1100RCS
Right Arm Facing Corner Sofa
L 87" D 37" H 35"
2-17" Toss Pillows



1100CW
Corner Wedge
L 75" D 37" H 35"

Suggested Combinations



Note: Sectional connectors are an available option on non-skirted pieces at an upcharge.

*Dimensions may vary slightly and are based on the sock arm as standard. The shirred arm and recessed panel arm will have approximately the same length. The track arm will finish 2 inches shorter PER ARM and the English arm will finish 2.5 inches shorter PER ARM. Please adjust accordingly.

**Recessed casters standard on dressmaker & banded base ottoman. Not available on wedge foot & turned leg ottoman.

Revised 03/09